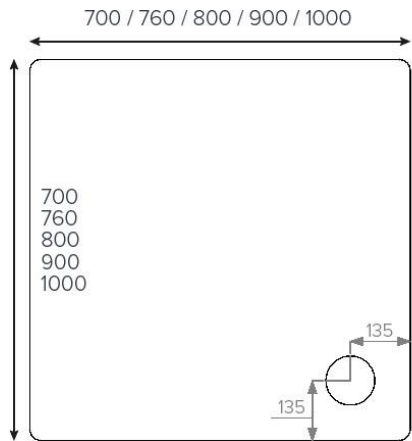


# TECHNICAL DATA SHEET



Square

- ③ 700x700mm
- ③ 760x760mm
- ③ 800x800mm
- ③ 900x900mm
- ⑥ 1000x1000mm

## PRODUCT: Express 45mm Square Shower Tray

### DESCRIPTION

Slimline 45mm shower tray, made on double skin of acrylic capped ABS, and stonecast resin. Compatible with 90mm waste

### SPECIFICATION

**Finish:** Double ABS capped acrylic

**Product Type:** Sanitary Ware

**Construction:** Stonecast Resin

**Colour:** Gloss White

**Outlet Diameter:** 90mm

**Outlet Flange Diameter:** 115mm

**Product Height:** 45mm

**Fitting:** Installation Instructions Included

### AVAILABLE OPTIONS

Anti-Slip

**Finish:** Anti-slip matt white

**Regulation:** BS EN 16165:2021 - Anex C

### WASTE

Product compatible with 90mm waste trap BS EN 274-1

Waste to be purchased separate.

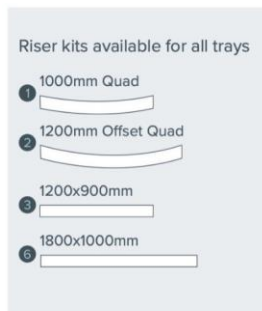
### CE MARKING

**Regulation:** BS EN 14527

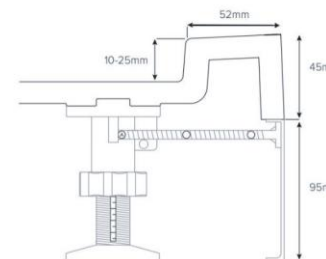
**Rating:** Class 2

### RISER KIT

| Kit Number | Description | Shape  | Compatible Sizes  |
|------------|-------------|--------|-------------------|
| 3          |             | Square | Up to 1200 x 900  |
| 6          |             | Square | Up to 1800 x 1000 |



Leg Cross Section



Leg Detail



- 45mm High
- Internal Depth 10-25mm
- Shoulder Width 52mm
- Leg Adjustment 87-140mm

